

DAILY

MARKET UPDATE



Prepare for future; invest in e-gold and e-silver.

E-GOLD / E-SILVER/ E-COPPER SUMMERY

04th JANUARY 2011

Table of Contents

1) E-Series: Turnover summary:	2
2) E-Series: Investment Returns:	2
3) Daily Market Summery 3 rd Jan, 2011:.....	2
4) Cost of Purchase (Reference Place Mumbai):	3
5) Returns since launch E-Gold vs. Gold ETFs:	3
6) Price comparison of Gold Coin from various sources:	3
7) Product Features:.....	4
8) Taxation liability on E-Series:	4
9) E-Gold: Volume and Price Chart:	5
10) E-Silver: Volume and Price Chart:.....	5
11) E-Copper: Volume and Price Chart:	6
12) Comparison of investment in E-Gold through different sources:	6
13) ETF Performance – A Comparison of Benchmark MCX Gold Price vs. Gold Bees ETFs price:	7
14) Empanelled Depository Participants:	7
15) For further details contact:	8

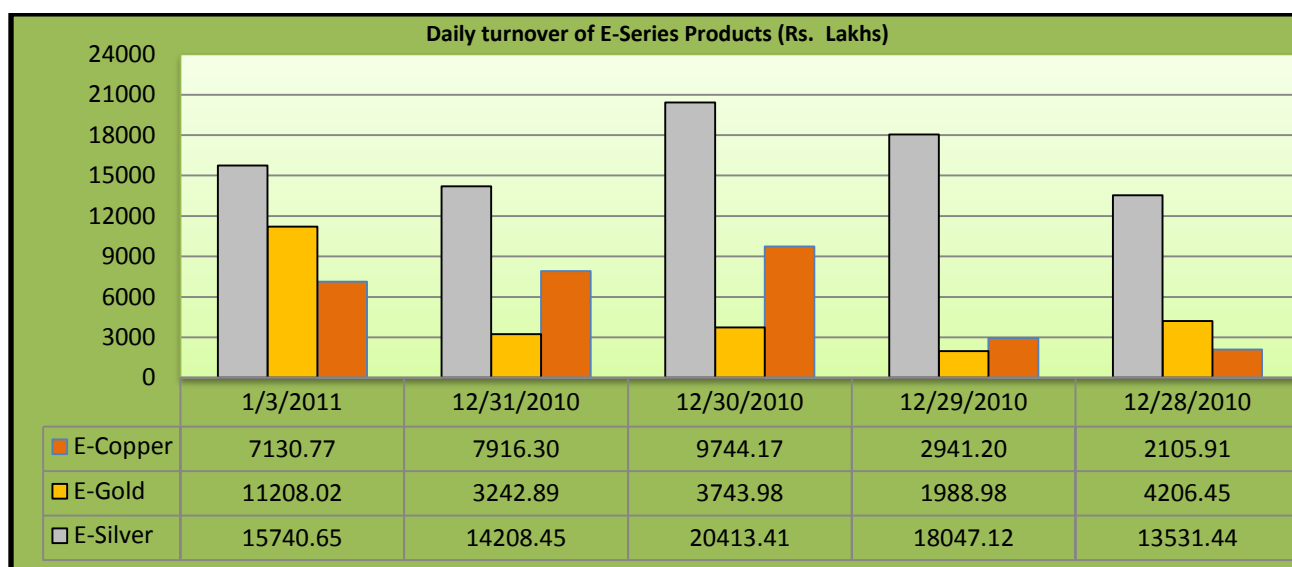
National Spot Exchange Ltd.

102 A, landmark, Suren road, Chalaka, Andheri (E), Mumbai 400 093, India

Email: info@nationalspotexchange.com

Website: www.nationalspotexchange.com

1) E-Series: Turnover summary:



2) E-Series: Investment Returns:

E-Series	Return since last week %	Return Since Last Month %	Return since last Quarter %	Return since Launch%
E-Gold	1.88	0.93	9.49	24.08
E-Silver	4.67	11.43	40.92	69.22
E-Copper	3.14	11.48	-	21.15

3) Daily Market Summary 3rd Jan, 2011:

Commodity	Market	Unit	Open	High	Low	Close	Prev. Close	Chg
Gold	E-Gold	₹ / gm	2105.5	2115.0	2105.4	2110.4	2102.9	7.5
	MCX-Feb	₹/10 gm	20740.0	20838.0	20735.0	20788.0	20750.0	38.0
	COMEX- Feb	\$ / Tr oz	1420.4	1424.4	1413.1	1422.9	1421.4	1.5
Silver	E-Silver	₹/100 gm	4692.4	4744.5	4692.4	4714.6	4682.9	31.7
	MCX-Mar	₹/kg.	46274.0	46774.0	46150.0	46584.0	46264.0	320.0
	COMEX -Mar	Cents / Tr oz	3093.0	3127.5	3050.0	3112.5	3093.7	18.8
Copper	E-Copper	₹/Kg	547.0	550.6	545.4	547.7	540.5	7.3
	MCX-Feb	₹/Kg	439.8	445.8	439.8	441.9	439.6	2.3
	LME 3M	\$/MT				9665.0	9665.0	0.0

National Spot Exchange Ltd.

102 A, landmark, Suren road, Chalaka, Andheri (E), Mumbai 400 093, India

Email: info@nationalspotexchange.com

Website: www.nationalspotexchange.com

4) Cost of Purchase (Reference Place Mumbai):

Particular	E-GOLD	E-SILVER	E-COPPER
Min. Delivery Unit	1 gram (1 Unit) E-Gold Demat Receipt	100 gram (1 Unit) of E-Silver Demat Receipt	1 Kg (1 Unit) of E-Copper Demat Receipt
No. of Unit	1	1	1
Purchase rate	2110.4	4714.6	547.7
Transaction Cost(₹ 10 per lakhs)*	0.21	0.47	0.05
Brokerage @ ₹ 0.25% of purchase rate **	5.28	11.79	1.37
Stamp Duty @ ₹ 1/- per ₹ 1 Lakh of transaction #	0.02	0.05	0.01
Service tax @ 10.30%	0.54	1.21	0.14
Total Cost on purchase (₹ per unit)	6.05	13.52	1.57

*charges are tentative and might be subjected to change. ** Brokerage charges might vary from broker to broker
Applicability of Stamp duty varies from state to state.

5) Returns since launch E-Gold vs. Gold ETFs:

	NSEL E-GOLD*	GOLDBEES ETF	SBIGETS ETF
Mar 17, 2010 (Launch Date*) (₹/Unit)	1700.80	1648.40	1680.00
Jan 03, 2011 (Previous Close) (₹/Unit)	2110.40	2021.15	2058.00
Profit in ₹/Unit	409.60	372.75	378.00
Return %	24.08	22.61	22.50

6) Price comparison of Gold Coin from various sources:

Particulars	E-Gold	HDFC Bank*	State Bank of India	Jeweller* (Tanishq)
	Delivery			
No. of Unit (Gram)	10	10	10	10
Base Price ₹/gram(Previous close)	2110.40	2454.00	2249.00	2394.00
Premium for 999 purity**	8.48	0.00	0.00	0.00
Price for 999 fineness ₹/10 gram coin	21188.84	24540.00	22490.00	23940.00
Brokerage @ ₹ 0.25% of purchase rate (₹/Unit)	5.28	0	0	0
Total Brokerage (₹/10 gram)	52.76	0	0	0
Service Taxes@10.30% on brokerage	5.43	0	0	0
Delivery Charge (₹/10 gram)	200.00	0.00	0.00	0.00
Coin Making Charge (₹/10 gram)	200.00	0.00	0.00	0.00
Storage Charge (₹)	0.000	0.000	0.000	0.000
Vat Tax (1%)	211.89	0.00	224.90	0.00
Total Overheads (₹/10 gram)	670.08	0.00	224.90	0.00
Net Cost of 10 grams coin of 999 fineness (₹)	21,858.92	24,540.00	22,714.90	23,940.00
Price difference E-GOLD Coin Vs others (₹)		2681.08	855.98	2081.08

*Price quoted is inclusive of VAT ** NSEL E-GOLD is quoted for 995 purity

National Spot Exchange Ltd.

102 A, landmark, Suren road, Chalaka, Andheri (E), Mumbai 400 093, India

Email: info@nationalspotexchange.com

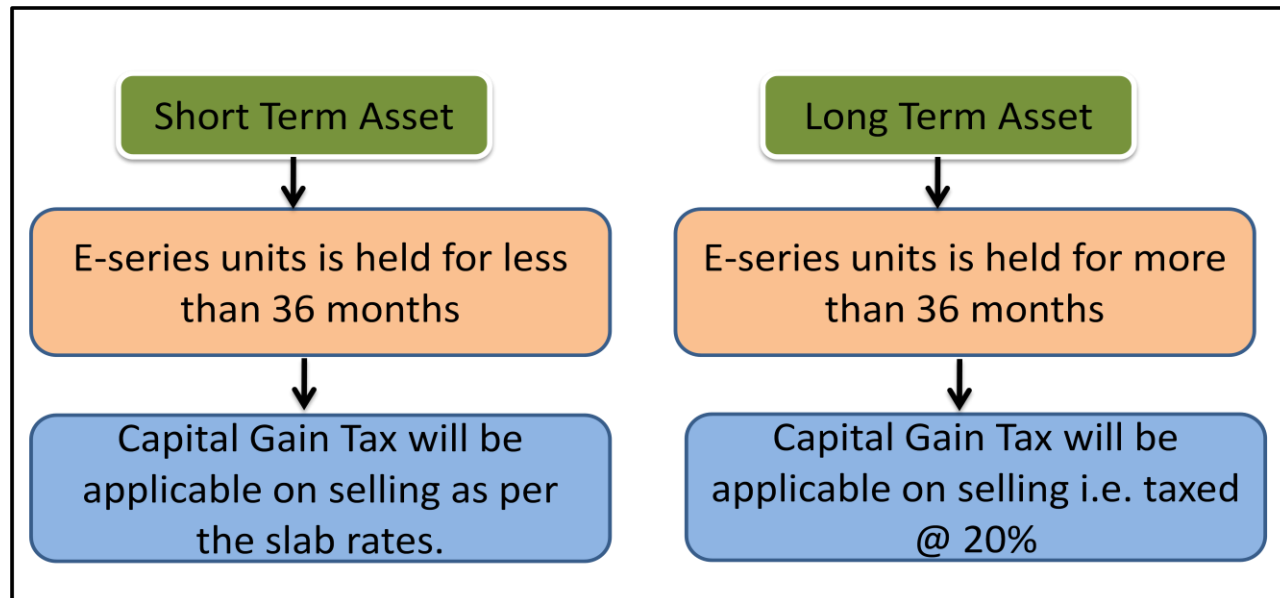
Website: www.nationalspotexchange.com

7) Product Features:

E-Series Product details	
Contract Symbol	E-GOLD * ; E-SILVER * ; E-COPPER*
Trading period	Mondays through Fridays (except Exchange specified holidays)
Trading session	10:00 AM to 11:30 PM
Trading unit	1 unit of E-GOLD, equivalent to 1 gram of Gold 1 Unit of E-Silver, equivalent to 100 g of Silver 1 Unit of E-Copper, equivalent to 1 Kg of Copper
Settlement Cycle	T + 2
Delivery Centers	Mumbai, Delhi, Ahmedabad, Jaipur, Kolkatta, Hyderabad, Chennai
Delivery Logic	Compulsory delivery. All open positions (buy and Sell trades) must result into compulsory delivery in demat form on the designated delivery day.

*(For detail contract specification click on Contract Symbol)

8) Taxation liability on E-Series:



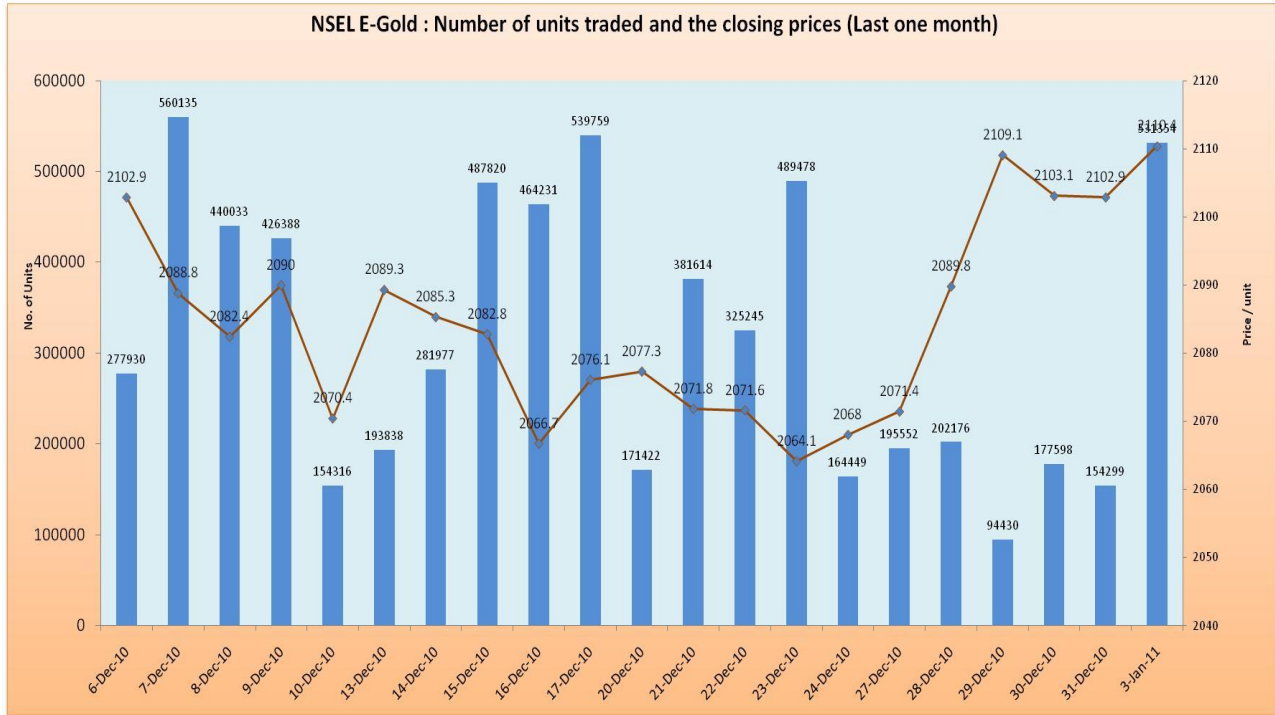
National Spot Exchange Ltd.

102 A, landmark, Suren road, Chalaka, Andheri (E), Mumbai 400 093, India

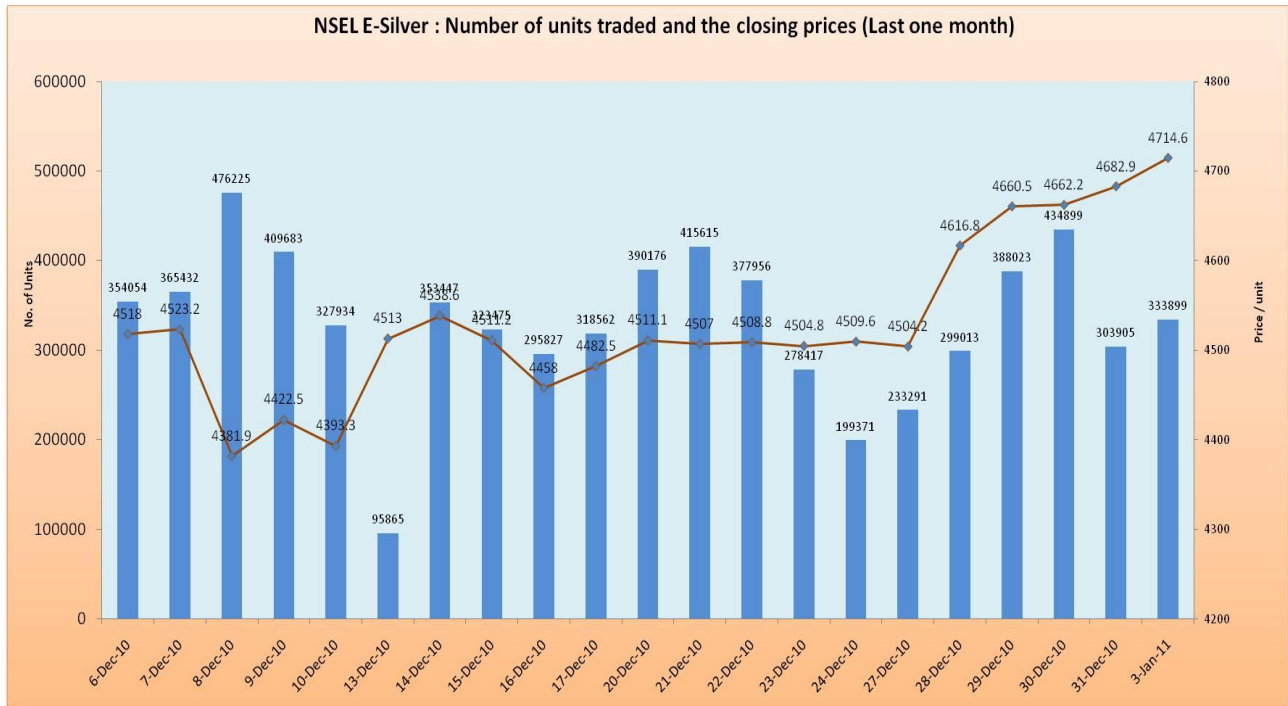
Email: info@nationalspotexchange.com

Website: www.nationalspotexchange.com

9) E-Gold: Volume and Price Chart:



10) E-Silver: Volume and Price Chart:



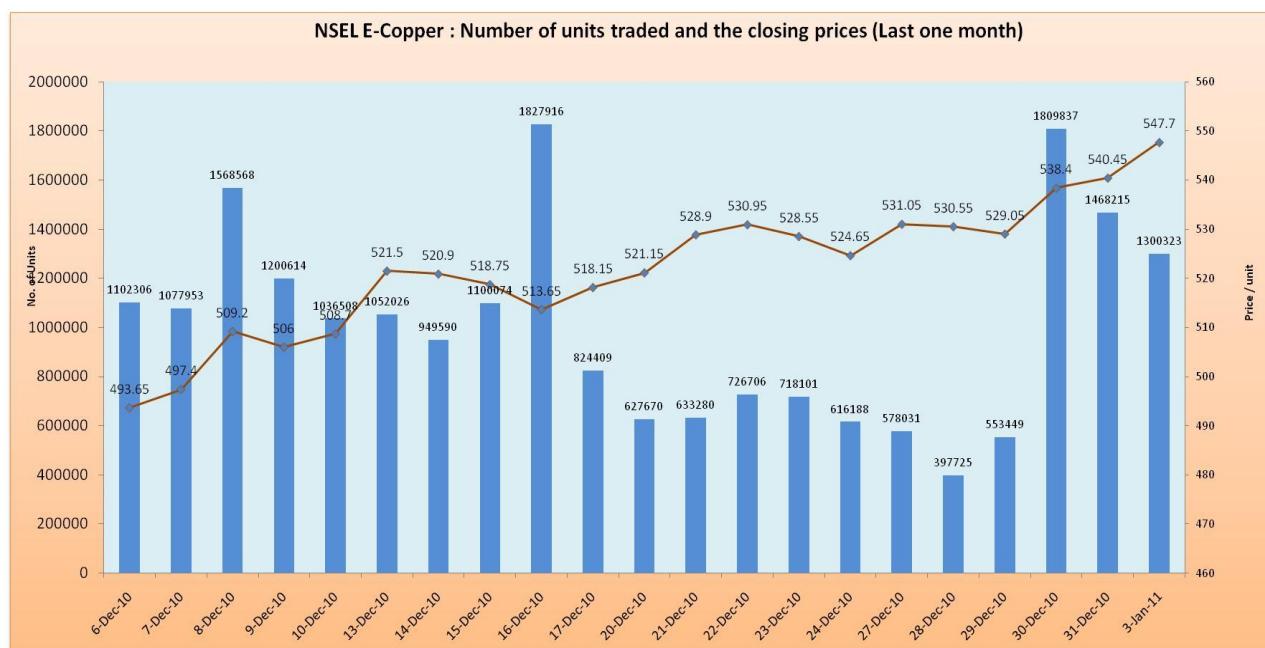
National Spot Exchange Ltd.

102 A, landmark, Suren road, Chalaka, Andheri (E), Mumbai 400 093, India

Email: info@nationalspotexchange.com

Website: www.nationalspotexchange.com

11) E-Copper: Volume and Price Chart:



12) Comparison of investment in E-Gold through different sources:

Parameter	NSEL E-Gold	Gold ETF	Bank (bars / coins)	Jeweller
Purchase & Sale	Dematerialized Form	Dematerialized Form	Physical Form	Physical Form
Pricing	Linked to Indian Gold Prices	Linked to international gold prices	May differ from bank to bank	May differ from jeweller to jeweller
Impurity Risk	Cannot exist	-	May exist	May exist
Annual Recurring Expenses (Storage, Insurance and AMC)	NIL	1.0-2.25 %	High	High
Market Timing	10 AM - 11.30 PM	9 AM - 3.30 PM	10 AM - 5 PM	10 AM - 7 PM
Security of Asset	Taken care of by Exchange	Taken care of by Fund house	Investor Responsible	Investor Responsible
Resale	At Transparent secondary market prices	At Transparent secondary market prices	May not be Possible	At Deep Discount
Convenience of buying, storage and selling	High - Totally Demat	High - Totally Demat	Low-As physical movement & transfer involved	Low-As physical movement & transfer involved

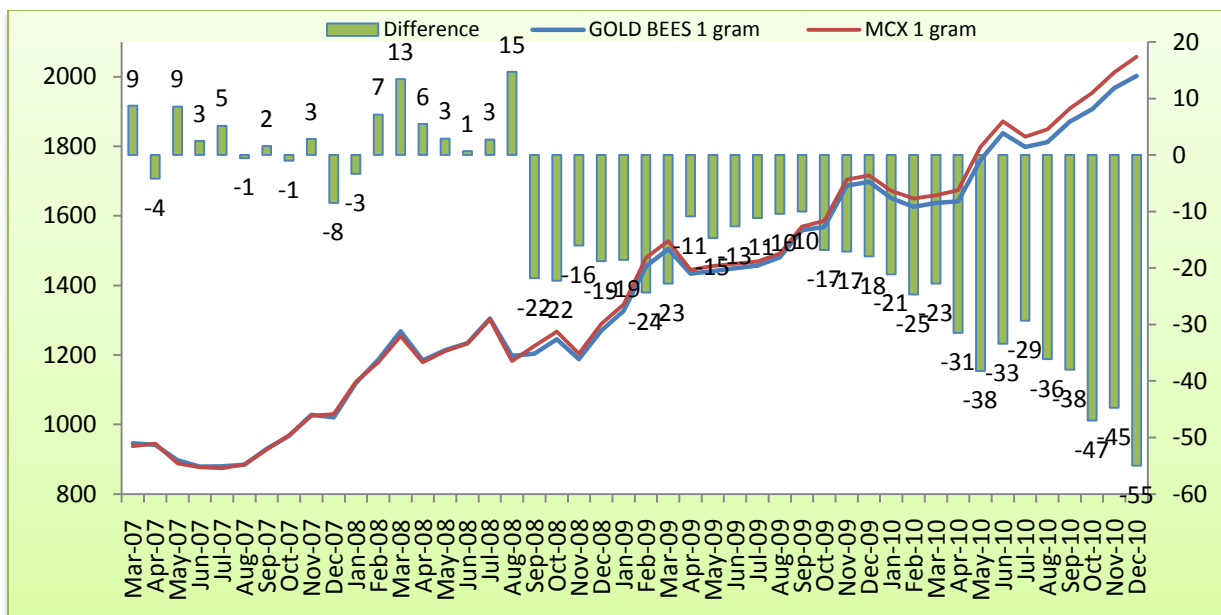
National Spot Exchange Ltd.

102 A, landmark, Suren road, Chalaka, Andheri (E), Mumbai 400 093, India

Email: info@nationalspotexchange.com

Website: www.nationalspotexchange.com

13) ETF Performance – A Comparison of Benchmark MCX Gold Price vs. Gold Bees ETFs price:



14) Empanelled Depository Participants:

Sr. No	Depository Participants	NSDL	CDSL
1	Aditya Birla Money limited.	NSDL	CDSL
2	Alankit Assignments Ltd	NSDL	CDSL
3	Anagram Stock Broking limited	NSDL	-
4	Anand Rathi Shares & Stocks brokers Ltd	NSDL	CDSL
5	Arihant Capital Markets limited	NSDL	CDSL
6	Ashika Stock Broking Ltd	NSDL	CDSL
7	Bonanza Portfolio limited	NSDL	CDSL
8	Dalmia Securities Private Limited	NSDL	CDSL
9	Emkay Global Financial services limited	-	CDSL
10	Eureka Stocks & shares Broking services Ltd	NSDL	CDSL
11	Farsight Securities Ltd	NSDL	CDSL
12	Fort Broking Services	-	CDSL
13	Geojit BNP Paribas Financial Services Ltd	NSDL	CDSL
14	Globe capital Market limited	NSDL	CDSL
15	Goldmine Stocks Pvt. Ltd.	NSDL	CDSL
16	GRD Saecurities Ltd.	NSDL	CDSL
17	Guinness Securities Ltd	NSDL	CDSL
18	Hem Securities Ltd	-	CDSL
19	HTS Securities limited	-	CDSL
20	IFCI Financial Services limited	NSDL	CDSL
21	India Infoline limited	NSDL	CDSL
22	Indus ind Bank	NSDL	CDSL

National Spot Exchange Ltd.

102 A, landmark, Suren road, Chalaka, Andheri (E), Mumbai 400 093, India

Email: info@nationalspotexchange.com

Website: www.nationalspotexchange.com

23	Karvy Stock Broking limited	NSDL	CDSL
24	L.F.C Securities Ltd.	-	CDSL
25	LSE Securities limited.	NSDL	CDSL
26	M/s. IL & FS Securities Services Limited	NSDL	CDSL
27	Marwadi Shares and Finance limited	NSDL	CDSL
28	Master Capital Services limited	NSDL	CDSL
29	Microsec Capital limited.	NSDL	CDSL
30	Monarch Project & Finmarkets Ltd	NSDL	-
31	Nirmal Bang Securities Pvt. Ltd	NSDL	CDSL
32	PCS Securities limited	-	CDSL
33	Religare Securities Limited	NSDL	CDSL
34	RR Equity Brokers Pvt. Ltd	-	CDSL
35	Sharewealth Securities limited	-	CDSL
36	Shah Investors Home Limited	NSDL	CDSL
37	Shree Bahubali International limited	NSDL	-
38	SMC Global Securities Ltd.	NSDL	CDSL
39	SSD Securities Limited	NSDL	CDSL
40	Stock Holding Corporation of India Ltd	NSDL	CDSL
41	Zuari Investments limited	NSDL	CDSL

15) For further details contact:

Place	Contact Person	Contact No.
Mumbai	Mr. Arpan Jain	099302 67952
Mumbai	Mr. Amit mukherjee	099302 67951
Ahmedabad	Mr. Ashok Kawalsot	097250 50460
Rajkot	Mr. kedar Sirohi	09913271759
Jaipur	Mr. Ved Bhusan Sharma	09829016547
Delhi	Mr. Rakesh Tiwari	09810365002
Delhi	Mr. Sudhanshu Pandey	09711811569
Delhi	Mr.Prashant Srivastava	09654125101
Delhi	Mr.Ravi Shankar	09810052482
Chennai	Mr. Pawan Kumar Betala	091766 79887
Chennai	Mr. V. Jagdeesan	09176665905
Patna	Mr Abhay Kumar	09308508604
Bangalore	Mr. Vishwanath K.	096633 09807
Kolkata	Mr. Sunil Dholakia	090514 98813
Hyderabad	Mr. Amarender Reddy	096427 64242
Hyderabad	Mr. Amjad Ali	09642778692
Cochin	Mr. Sathish Francies	09446551961
Indore	Mr. Om Prakash Agarwal	098931 34145

Disclaimer: The report prepared contains information collected from various sources believed to be reliable. However NSEL does not guarantee its accuracy and completeness. It is solely meant for information dissemination and knowledge sharing. Neither NSEL nor its employees accept any liability, whatsoever, for any trading decision and loss incurred from the use of this publication. NSEL or any of its affiliates makes no warranties as to the accuracy of information or results to be obtained from its use.

National Spot Exchange Ltd.

102 A, landmark, Suren road, Chalaka, Andheri (E), Mumbai 400 093, India

Email: info@nationalspotexchange.com

Website: www.nationalspotexchange.com